

**Matt**  
COLLECTION

JAN  
20  
24

**600**  
**x600**mm

**MATT FINISH**




Size : **600x600mm**

**MATT FINISH**

**8.8 THICKNESS**

Feel the luxury of Matt Collection, Our Matt collection is the perfect epitome of supremacy & glory. Diligence is the inherent feature of our surfaces. Add the opulence & to exuberance to your space.





## FEATURES

---



EASY  
MAINTENANCE



DIMENSIONAL  
STABILITY



HIGH  
STRENGTH



WATER  
RESISTANT



CHEMICAL  
RESISTANT



IMPACT  
RESISTANCE



FIRE  
RESISTANT



HYGIENIC  
SURFACE

An unlimited choice of solutions that help you  
create unique spaces.

## APPLICATION

---



Commercial Building



Residential



School & College



Industry



Spa and Wellness Centres



Religious Place



Hospital



Hotel, Restaurant & Cafe

These are the most common application used for your place



# SUPERIOR FEATURES OF DIGITAL FULLBODY TILES

The SyncStone Collection features strength and resilience redefining features ideal to stand against the modern lifestyle usage and atrocities of everyday use.



## SOLID BODY

Durable and solid body due to the homogenous fullbody composition of the tiles.



## EASY TO CLEAN

Resists stains, scratches, and more requiring effortless regular cleaning only.



## ECOLOGICAL & SUSTAINABLE

The collection is a sustainable alternative to marble flooring making it ecological.



## ZERO MAINTENANCE

The surfaces are sturdy and resilient requiring no special maintenance.



## HIGH STRENGTH

The fullbody composition boasts high strength and resistance ideal for high traffic also.



## LOW WATER ABSORPTION

Exceptionally non-porous surface and revolutionary digital print make surface low water absorbing.

Explore extensive application indoors and outdoors with the aesthetic and resilient qualities of the exclusive collection.

## APPLICATION AREA



KITCHEN



LIVING ROOM



CORPORATE OFFICES



HOTEL & RESTOURANTS



BATHROOM



PUBLIC PLACE

**Matt**  
COLLECTION

Size : 600x600mm

Finish : Matt



MINIMUM  
**3MM SPACE**  
RECOMMEND



**AMERICAN BRASSWOOD**

Random : 3





AMERICAN BRASSWOOD


# COPERTA GRIS SERIES



GREY



PISTA





PISTA LIGHT






COPERTA GRIS GREY

Random : 4



COPERTA GRIS PISTA

Random : 4







**Matt**  
COLLECTION

Size : 600x600mm

Finish : Matt



MINIMUM  
**3MM SPACE**  
RECOMMEND



**COPERTA GRIS PISTA LIGHT**

Random : 4



**Matt**  
COLLECTION


Size : 600x600mm

Finish : Matt




CEMENTIANA GREY

Random : 3



PLAIN WHITE





CEMENTIANA GREY

**CORDIA SERIES**





**BEIGE**

**SILVER**





**CORDIA SILVER**

Random : 1



**CORDIA BEIGE**

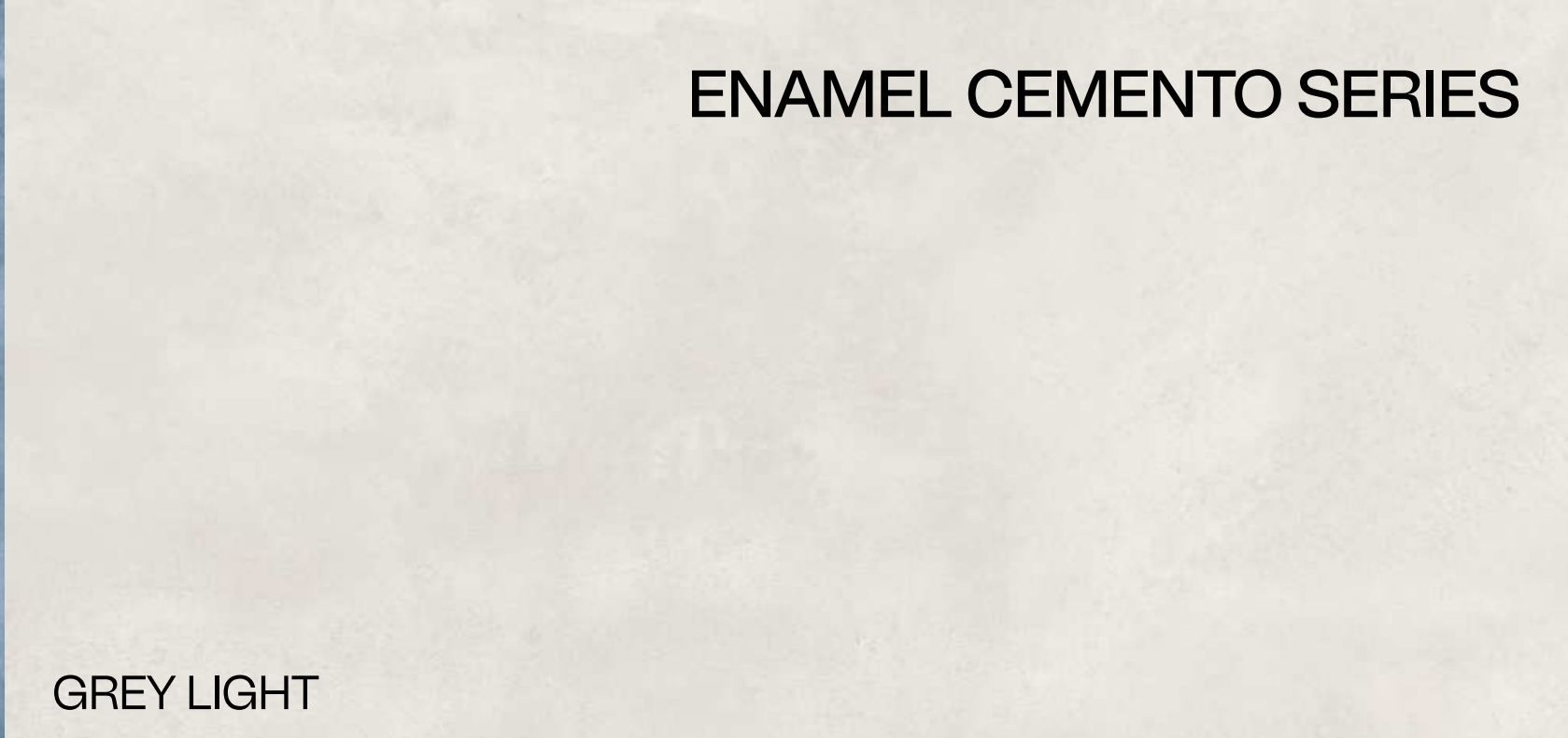
Random : 3



# ENAMEL CEMENTO SERIES



AQUA



GREY LIGHT



GREY



BROWN




CHOCO



CHOCO LIGHT







ENAMEL CEMENTO BROWN  
Random : 4



ENAMEL CEMENTO CHOCO  
Random : 4




ENAMEL CEMENTO BROWN



ENAMEL CEMENTO  
CHOCO LIGHT

Random : 4



ENAMEL CEMENTO GREY

Random : 4








ENAMEL CEMENTO GREY

**Matt**  
COLLECTION

Size : 600x600mm

Finish : Matt



ENAMEL CEMENTO  
GREY LIGHT

Random : 4



ENAMEL CEMENTO AQUA

Random : 4





ENAMEL CEMENTO AQUA

# GENEVA SERIES

GREY

WHITE

**Matt**  
COLLECTION

Size : 600x600mm

Finish : Matt




MINIMUM  
**3MM SPACE**  
RECOMMEND



**GENEVA GREY**

Random : 5



**GENEVA WHITE**

Random : 5





**Matt**  
COLLECTION


Size : 600x600mm

Finish : Matt



**PULPIS BEIGE**

Random : 1





PULPIS BEIGE

# RECTUS GRIS SERIES

BEIGE

CHOCO


CHOCO LIGHT

DARK GREY

LIGHT GREY


NERO

PINK





RECTUS GRIS CHOCO

Random : 4



RECTUS GRIS CHOCO LIGHT

Random : 4








RECTUS GRIS CHOCO




RECTUS GRIS DARK GREY

Random : 4



RECTUS GRIS LIGHT GREY

Random : 4






RECTUS GRIS DARK GREY






**RECTUS GRIS NERO**

Random : 4



**RECTUS GRIS PINK**

Random : 4





RECTUS GRIS NERO

**Matt**  
COLLECTION

Size : 600x600mm

Finish : Matt



**RECTUS GRIS BEIGE**

Random : 4



**ROYAL SERIES**

**BIANCO**

**BROWN**

**CHOCO**

**COBART**

**Matt**  
COLLECTION

Size : 600x600mm

Finish : Matt






MINIMUM  
**3MM SPACE**  
RECOMMEND





**ROYAL BIANCO**

Random : 1



**ROYAL BROWN**

Random : 1








ROYAL BIANCO





ROYAL CHOCO

Random : 1



ROYAL COBART

Random : 1








**SATUARIO SERIES**

01

03

WHITE

59



**Matt**  
COLLECTION

Size : 600x600mm

Finish : Matt





MINIMUM  
**3MM SPACE**  
RECOMMEND



**SATUARIO 01**

Random : 3








**SATUARIO 03**

Random : 3








SATUARIO 03





SATUARIO 59

Random : 3



SATURIO WHITE

Random : 3





SATURIO WHITE

**Matt**  
COLLECTION

Size : 600x600mm

Finish : Matt




MINIMUM  
**3MM SPACE**  
RECOMMEND



TRAVER AQUA

Random : 3





TRAVER AQUA

**Matt**  
COLLECTION


Size : 600x600mm

Finish : Matt



TEAK WOOD BROWN

Random : 2







TEAK WOOD BROWN


# VOLCANO BEIGE SERIES

BEIGE 01

BEIGE 02


BEIGE 03

BEIGE 04




VOLCANO BEIGE O1

Random : 3



VOLCANO BEIGE O2

Random : 3







VOLCANO BEIGE O2



VOLCANO BEIGE O3

Random : 3



VOLCANO BEIGE O4

Random : 3



VOLCANO BEIGE O4

# VOLCANO BROWN SERIES

BROWN O2

BROWN O3

BROWN O4

**Matt**  
COLLECTION

Size : 600x600mm

Finish : Matt





MINIMUM  
**3MM SPACE**  
RECOMMEND




**VOLCANO BROWN O2**

Random : 3



**VOLCANO BROWN O3**

Random : 3







**Matt**  
COLLECTION


Size : 600x600mm

Finish : Matt



**VOLCANO BROWN O4**

Random : 3





VOLCANO BROWN 04

# VOLCANO GREY SERIES


GREY 01



GREY 02



GREY 03



GREY 04


**Matt**  
COLLECTION

Size : 600x600mm

Finish : Matt




MINIMUM  
**3MM SPACE**  
RECOMMEND



VOLCANO GREY O1

Random : 3



VOLCANO GREY O2

Random : 3





VOLCANO GREY 01



VOLCANO GREY O3

Random : 3



VOLCANO GREY O4

Random : 3





VOLCANO GREY O4



# TECHNOLOGY & AFFILIATIONS

HLT

KEDA

vidres

MODENA

SYSTEM  
Ceramics

## OUR CERTIFICATE

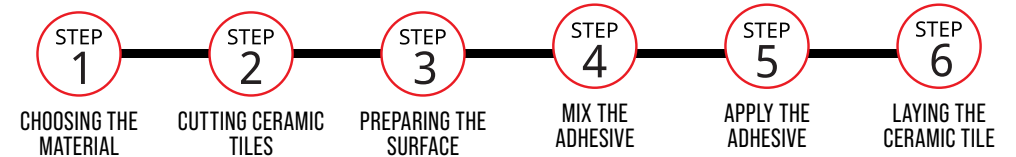
UK  
CA



CE



# TILES INSTALLATION



### Special Laying Instruction:

#### Tiles Spacers

We always recommend to use the Tile Spacer for laying of different tiles as per its type and size. Tile Spacer is specially designed to create a uniform gap between tiles, this results in proper alignment throughout the tiling area. It is available in different width sizes starting from 2mm width to 10 mm width.

### Features and Benefits:

- Spacers accommodate the movements due to thermal variations and different loads
- When filled with the right grout material, they can efficiently reduce the free water flow / leakage through the joints and also make the joints anti - fungal and anti - bacterial
- With spacers, we can create uniform designs and pattern
- Improved aesthetics and dimensional stability to the entire tile/ stone assembly
- It ensures longer life span of tile installation

## TECHNICAL SPECIFICATION

CHARACTERISTIC	STANDARD AS PER ISO-13006/ EN14411 GROUP Bla	TILES VALUE	TEST METHOD
<b>REGULATORY PROPERTIES</b>			
1) Deviation In Length & Width	±0.50%	±0.10%	ISO-10545-2
2) Deviation In Thickness	+5.00%	±2.00%	ISO-10545-2
3) Straightness Of Sides	±0.50%	±0.10%	ISO-10545-2
4) Rectangularity	±0.50%	±0.10%	ISO-10545-2
5) Surface Flatness	±0.50%	±0.10%	ISO-10545-2
6) Color Differences	Unaltered	No Change	ISO-10545-16
7) Glossiness	As Per Manufacturer	Min. 70%	Glossometer
<b>STRUCTURAL PROPERTIES</b>			
1) Water Absorption	≤0.50%	<0.05%	ISO-10545-3
2) Apparent Density	>2.00 gm/cc	>2.28 gm/cc	DIN 51082
<b>MASSIVE MECHANICAL PROPERTIES</b>			
1) Flexural Modulus Of Rupture	Min. 35N/mm <sup>2</sup>	Min. 40N/mm <sup>2</sup>	ISO-10545-4
2) Flexural Breaking Strength	Min. 1300 N	Min. 2000 N	ISO-10545-4
3) Impact Resistance	As Per Manufacturer	Min. 0.55	ISO-10545-5
<b>SURFACE MECHANICAL PROPERTIES</b>			
1) Deep Abrasion Resistance	Max. 175mm <sup>3</sup>	Max. 132mm <sup>3</sup>	ISO-10545-6
2) Moh's Hardness	Min. 6	8*	EN101
<b>THERMO HYGROMETRIC PROPERTIES</b>			
1) Frost Resistance	No Damage	Frost Proof	ISO-10545-12
2) Thermal Shock Resistance	No Damage	No Damage	ISO-10545-9
3) Moisture Expansion	Nil	Nil	ISO-10545-10
4) Thermal Expansion	Max 9.0x10 <sup>6</sup>	Max 6.5x10 -	ISO-10545-8
<b>CHEMICAL PROPERTIES</b>			
1) Chemical Resistance	No Damage	No Damage	ISO-10545-13
2) Stain Resistance	Resistant	Resistant	ISO-10545-14
<b>SAFETY PROPERTIES</b>			
1) Slip Resistance(friction Co Efficient)	>0.40	>0.40	ISO-10545-17

## PACKING DETAIL

Size	600x600mm
Thickness (approx.)	8 mm
Pieces / Box	4 pcs.
Area / Box	1.44 sq.mtr.
Wt./Box (approx.)	26-27 Kgs.